

SAE Executive Standards Committee Rules provide that: " This report is published by SAE to advance the state of technical and engineering sciences. The use of this report is entirely voluntary, and its applicability and suitability for any particular use, including any patent infringement arising therefrom, is the sole responsibility of the user."

SAE reviews each technical report at least every five years at which time it may be revised, reaffirmed, stabilized, or cancelled. SAE invites your written comments and suggestions.

REV.  
D

AS1712™

FEDERAL SUPPLY CLASS  
4730

RATIONALE

THIS TECHNICAL REPORT IS BEING STABILIZED BECAUSE IT COVERS TECHNOLOGY, PRODUCTS, OR PROCESSES WHICH ARE MATURE AND NOT LIKELY TO CHANGE IN THE FORESEEABLE FUTURE.

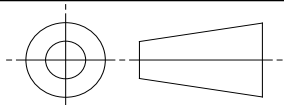
STABILIZED NOTICE

THIS DOCUMENT HAS BEEN DECLARED "STABILIZED" BY SAE G-3, AEROSPACE COUPLINGS, FITTINGS, HOSE, TUBING ASSEMBLIES COMMITTEE AND WILL NO LONGER BE SUBJECTED TO PERIODIC REVIEWS FOR CURRENCY. USERS ARE RESPONSIBLE FOR VERIFYING REFERENCES AND CONTINUED SUITABILITY OF TECHNICAL REQUIREMENTS. NEWER TECHNOLOGY MAY EXIST.

SAENORM.COM : Click to view the full PDF of as1712d

For more information on this standard, visit  
<https://www.sae.org/standards/content/AS1712D/>

THIRD ANGLE PROJECTION



CUSTODIAN: G-3/G-3A

PROCUREMENT SPECIFICATION: AS1710 /2/



AEROSPACE STANDARD

COUPLING SUBASSEMBLY, FLEXIBLE,  
VARIABLE CAVITY, THREADED,  
FERRULE TYPE TUBE ENDS

AS1712™

REV.  
D

ISSUED 1982-05 REVISED 2006-08 REAFFIRMED 2013-01 STABILIZED 2024-06

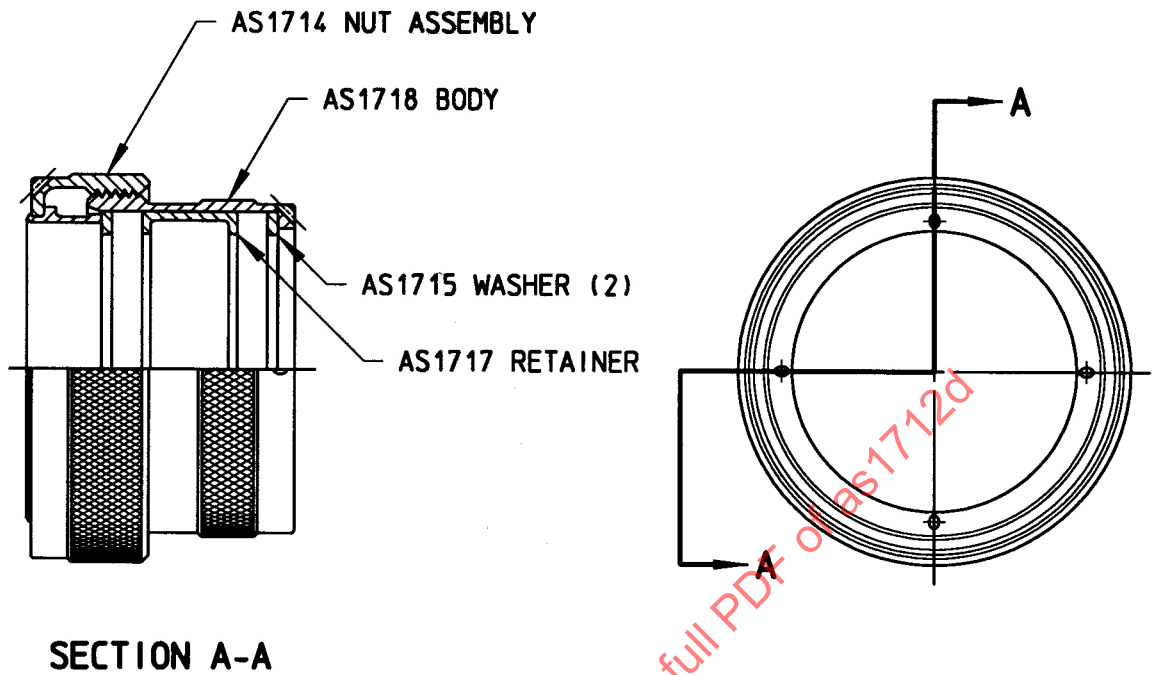


FIGURE 1 - COUPLING SUBASSEMBLY, FLEXIBLE

SAENORM.COM : Click to view the full PDF of AS1712



	<b>AEROSPACE STANDARD</b>	<b>AS1712™</b> SHEET 1 OF 3	<b>REV.</b> <b>D</b>
	COUPLING SUBASSEMBLY, FLEXIBLE, VARIABLE CAVITY, THREADED, FERRULE TYPE TUBE ENDS		

TABLE 1 - COUPLING SUBASSEMBLY WEIGHTS

AS1712 DASH NO.	TUBE SIZE (REF)	O-RING DASH NO. (REF) /1/	SUBASSEMBLY WEIGHT LB/EA APPROX. REF.
-08	.500	114	.043
-10	.625	116	.050
-12	.750	212	.067
-16	1.000	216	.084
-20	1.250	220	.098
-24	1.500	326	.139
-28	1.750	328	.156
-32	2.000	330	.227
-36	2.250	332	.249
-40	2.500	334	.239
-44	2.750	336	.259
-48	3.000	338	.280
-56	3.500	342	.333
-64	4.000	346	.374
-72	4.500	426	.524
-80	5.000	430	.700
-88	5.500	434	.704

## NOTES:

- /1/ THE DASH NUMBERS LISTED IN THE TABULATION ARE STANDARD O-RING SIZES AS DEFINED BY AS568 AND ARE NOT A PART OF THIS ASSEMBLY.
- /2/ COUPLING SUBASSEMBLIES SUPPLIED TO THIS SPECIFICATION SHALL BE MANUFACTURED AND ASSEMBLED BY AN ACCREDITED MANUFACTURER OR ASSEMBLED BY AN ACCREDITED DISTRIBUTOR LISTED IN THE PERFORMANCE REVIEW INSTITUTE (PRI) QUALIFIED PRODUCTS LIST FOR PRI-QPL-AS1710 FOR THIS STANDARD. THE QPL IS AVAILABLE AT [www.eauditnet.com](http://www.eauditnet.com).
3. RATED OPERATING CHARACTERISTICS: SEE AS1710.
4. MATERIALS AND FINISH: SEE INDIVIDUAL STANDARDS.
5. MARKING: EACH COUPLING SUBASSEMBLY SHALL BE MARKED PER AS478-30, .062 in OR LARGER CHARACTERS, WITH MANUFACTURER'S NAME, TRADEMARK OR CAGE CODE, COMPLETE "AS" NUMBER, AND DATE OF MANUFACTURE IN QUARTERS (1Q91 – FIRST QUARTER OF 1991). SIZES -08, -10, AND -12 MAY BE MARKED PER AS478-35D WITH THIS INFORMATION.

	<b>AEROSPACE STANDARD</b>	<b>AS1712™</b> SHEET 2 OF 3	<b>REV.</b> <b>D</b>
	COUPLING SUBASSEMBLY, FLEXIBLE, VARIABLE CAVITY, THREADED, FERRULE TYPE TUBE ENDS		